





Equerres simples en acier

II

Précision 1/25°
Surface plane rectifiée



	 mm L	 mm	 mm	 mm
300.0200	100	70	20	5
300.0201	150	100	25	5
300.0202	200	130	30	6
300.0203	250	160	35	7
300.0204	300	180	35	7





8

Equerres à chapeau en acier

II

Précision 1/25°
Surface plane rectifiée



	 mm L	 mm	 mm	 mm
300.0210	100	70	20	5
300.0211	150	100	25	5
300.0212	200	130	30	6
300.0213	250	160	35	7
300.0214	300	180	35	7